



Typhoon 3D Acoustic Five Sound Card Connections to Speakers

- a. Connect the 5.1 speaker cables to the sockets shown below.




- b. Connect the Center or Subwoofer cable to the Acoustic Five daughterboard.
- c. Front and Rear speaker cables to the Acoustic Five sound card mainboard.
- d. As for the 5.1 Speakers, connect as shown below. We strongly recommend Typhoon 5.1 Speakers systems which is designed to work with the Acoustic Five sound card.



CD-ROM connection to the Acoustic Five sound card

- a. For white connectors (Sony type) connect to the left socket.
- b. For the black connector (Panasonic type) connect to the lower 4 pins (horizontal position)



-End-